


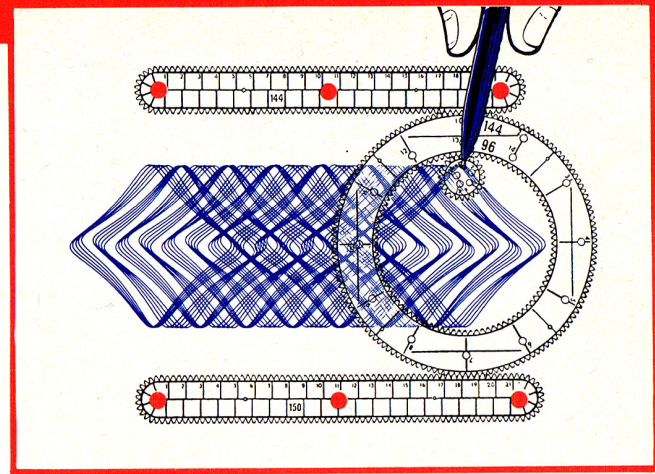
FASCINATING CONTINUOUS DESIGNS

IT'S REALLY QUITE SIMPLE!

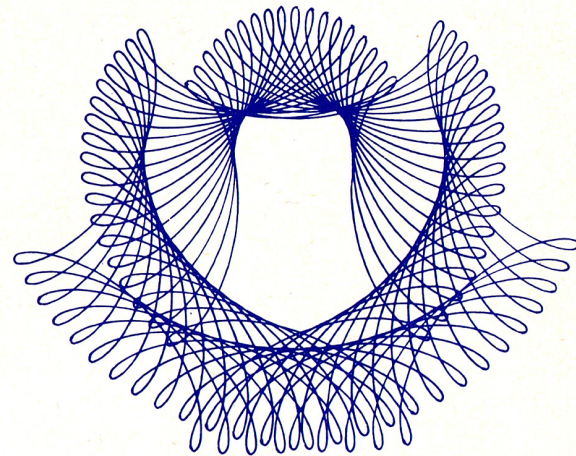
To draw the design shown at right follow these steps:

1. Pin down **Rack 150** with three pins.
2. With **Ring** $\frac{144}{96}$ between the two Racks, pin down Rack 144 parallel to Rack 150.
3. Place the **Ring** at the *left end* of the two Racks, with *mark 1* at *top*.
4. Use **Wheel 24**. With the pen in Hole 1 draw pattern. *Always line up Hole 1 in the Ring before drawing a pattern.*
5. Lift the top of the **Ring** and move *one tooth to the right along the upper Rack*, keeping the teeth engaged on the lower Rack; draw a pattern. Repeat until you have drawn six patterns.
6. Move the **Ring** two teeth to right along *both Racks*; draw a pattern.
7. Now move the **Ring** one tooth to right along the *lower Rack*, keeping teeth engaged in upper Rack; draw a pattern. Repeat until you have drawn six patterns.
8. Again move the **Ring** two teeth to right along *both Racks*. Keep repeating steps 4 through 8 until you reach the end of the Racks.

Try other continuous designs using different Wheels and different Holes.



- $\frac{144}{96} \bullet (64) \bullet 1$ With mark 1 on Ring at top, begin at mark 10 on Ring and draw 5 blue patterns, moving one tooth right top and bottom every time. Move two teeth right, repeat in **green**; do this three times in each color.
After the sixth pattern, reverse procedure starting at mark 4 on Ring in blue and moving left each time.

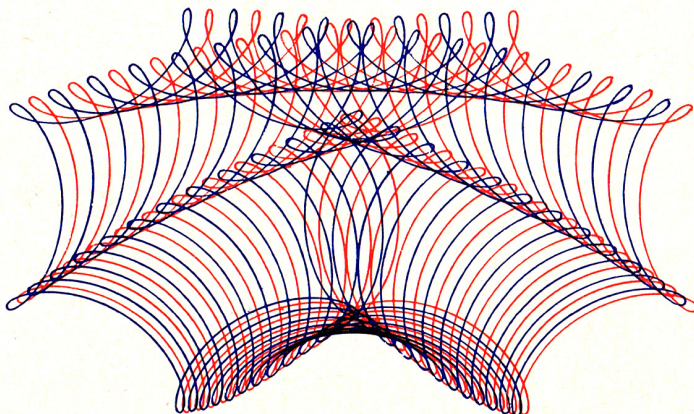
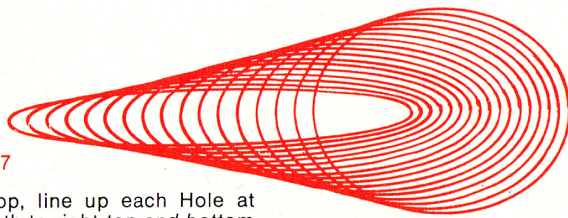


- $\frac{150}{105} \bullet (84) \bullet 1$

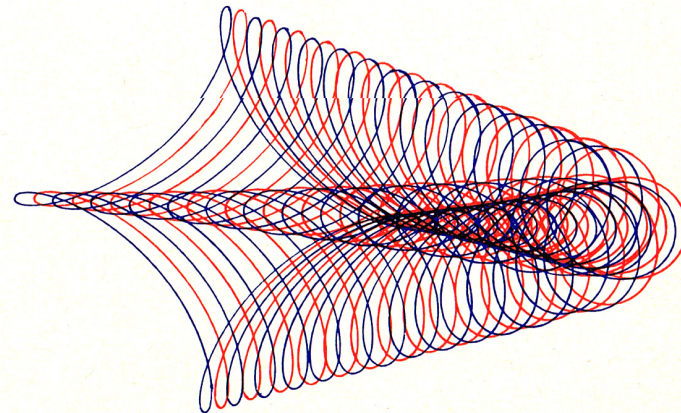
With mark 1 of Ring at top, begin with Hole 1 of Wheel at mark 3. Draw 18 patterns, each time moving Ring 1 tooth to right along *upper Rack* (keep teeth engaged in lower Rack) and each time move the Wheel 2 teeth to left inside the ring.

- $\frac{144}{96} \bullet (48) \bullet 1$ through 17

With mark 1 of Ring at top, line up each Hole at mark 4 and move Ring 1 tooth to right *top and bottom* for each pattern.



- $\frac{144}{96} \bullet (80) \bullet 1$ Start at left of Racks with mark 1 of Ring at top. Draw 24 designs, alternating **red** and blue, moving Ring two teeth right on TOP Rack every time. Always line up Hole 1 in the Wheel with mark 1 on the Ring.



- $\frac{144}{96} \bullet (72)$

1 through 28, odd numbers in blue, even numbers in **red**, moving Ring one tooth right TOP and BOTTOM for each pattern.